

WITH DYNAMIC CHARACTER  
CON CARACTER DINÁMICO

# SHAPES



CIRCLE WHITE 30,9x30,9 cm. · 12"x12"

CIRCLE GLOSSY WHITE 30,9x30,9 cm. · 12"x12"



CIRCLE BLACK 30,9x30,9 cm. · 12"x12"

CIRCLE GLOSSY GREY 30,9x30,9 cm. · 12"x12"






CIRCLE 30,9x30,9 cm 12"x12"




CIRCLE WHITE  
30,9x30,9 cm. · 12"x12" · K 38




CALACATTA GOLD CIRCLE  
30,9x30,9 cm. · 12"x12" · K 38



CIRCLE BLACK  
30,9x30,9 cm. · 12"x12" · K 38




CIRCLE OAK  
30,9x30,9 cm. · 12"x12" · K 38




CIRCLE WALNUT  
30,9x30,9 cm. · 12"x12" · K 38



CIRCLE GLOSSY WHITE  
30,9x30,9 cm. · 12"x12" · K 51




CIRCLE GLOSSY CALACATTA  
30,9x30,9 cm. · 12"x12" · K 51



CIRCLE MARQUINA  
30,9x30,9 cm. · 12"x12" · K 38



DAKHLA AZURE CIRCLE  
30,9x30,9 cm. · 12"x12" · K 51




DAKHLA AQUA CIRCLE  
30,9x30,9 cm. · 12"x12" · K 51



CIRCLE COLLAGE  
30,9x30,9 cm. · 12"x12" · K 38



CIRCLE GLOSSY GREY  
30,9x30,9 cm. · 12"x12" · K 51



CIRCLE METAL  
30,9x30,9 cm. · 12"x12" · K 60

NECESITA REJUNTAR  
RANGE TO BE GROUTED

JUNTA RECOMENDADA  
RECOMMENDED GROUT



MAPEI Kerapoxy Design (epoxy)  
MAPEI Ultracolor Plus

KERAKOLL Fugalite Bio (epoxy)  
KERAKOLL Fugabella Color



DAKHLA AQUA CIRCLE 30,9x30,9 cm. · 12"x12" · DAKHLA ARENA 31x56 cm. · 12"x22"





**MODULAR PORFIDO 44x66 cm 17"x26"**


MIXED IN THE SAME BOX  
MEZCLADO EN LA MISMA CAJA



PORFIDO TERRA  
44x66 cm · 17"x26"



PORFIDO TERRA  
44x44 cm · 17"x17"



PORFIDO TERRA  
22x44 cm · 8,5"x17"



PORFIDO TERRA  
22x22 cm · 8,5"x8,5"

MODULAR PORFIDO · **CK 39** multiformato (no se venden las piezas individualmente) · multisize (parts are not sold individually)

**MODULAR PIETRA 44x66 cm 17"x26"**

MIXED IN THE SAME BOX  
MEZCLADO EN LA MISMA CAJA




PIETRA STEEL  
44x66 cm · 17"x26"



PIETRA STEEL  
44x44 cm · 17"x17"



PIETRA STEEL  
22x44 cm · 8,5"x17"



PIETRA STEEL  
22x22 cm · 8,5"x8,5"



PIETRA IRON  
44x66 cm · 17"x26"



PIETRA IRON  
44x44 cm · 17"x17"



PIETRA IRON  
22x44 cm · 8,5"x17"



PIETRA IRON  
22x22 cm · 8,5"x8,5"

MODULAR PIETRA · **CK 39** multiformato (no se venden las piezas individualmente) · multisize (parts are not sold individually)

**REALONDA MODULAR SERIES  
FOUR TILE PATTERN**

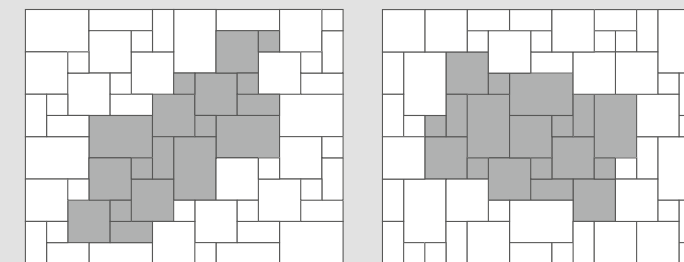
Realonda advises to mix tiles from several cartons at the time of setting to obtain an improved and authentic effect. Begin installing tiles in one corner of the room, one grid at a time. Finish each grid before moving to the next. Start with the first tile in the corner of the grid and work outwards. Don't slide tiles into place.

At the time of installing, insert (as the best option) a 3 mm tile spacer as each tile is set. For the Realonda modular pattern some pieces may appear to be up to 1 mm superior or inferior to its badge caliber due to manufacturing admitted tolerances (specifically on pieces 22x22 cm). Those pieces can be fit turning the sides or sharing some tenths each side in its space, the joint and the 3 mm tile spacer should not be widened. When grid is completely installed, tap in all tiles with a rubber mallet or hammer and wood block, to ensure a good bond and level plane. Remove excess adhesive from joints with a putty knife, and from tile with a damp sponge. Do not walk on tiles until they are set (usually is 24 hours).

To complete one module of our standard patterns you need 3 boxes containing the same number of pieces each box (0,87 sqm/box x 3 boxes = 18 pieces different sizes), multiply this quantity until you have the total area to be fixed. Other joints size and random use are able to fix according to inventiveness and under responsibility of the decision marker.

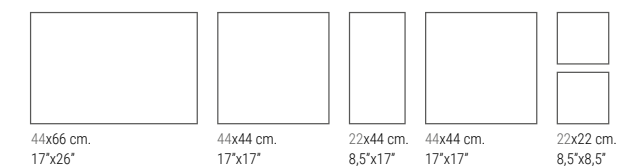
**TECHNICAL FEATURES / CARACTERÍSTICAS TÉCNICAS**

	Test Performed	Results
<b>Frost Resistance</b>	UNE-EN ISO 10545-12	<b>Resistant</b>
<b>Water Absorption</b>	UNE-EN ISO 10545-3	<b>&lt; 0,50%</b>
<b>Breaking Strength</b>	UNE-EN ISO 10545-4	<b>600 lbs. (270Kg.)</b>
<b>Scratch Resistance</b>	UNE 67-101 (EN 101)	<b>7 (Mohs Scale)</b>
<b>Durability Classification</b>	UNE-EN ISO 10545-7	<b>Class 4</b>



**MODULARITY PROPOSALS**  
MODULARIDADES PROPUESTAS

**A BOX CONTAINS: 6 pieces**  
UNA CAJA CONTIENE: 6 piezas



**1 PALET CONTAINS: 30 boxes / 26,1 SQM / 655 Kg.**  
UN PALET CONTIENE: 30 cajas / 26,1 SQM / 655 Kg.

**PACKING (peso bruto aproximado)**

FORMATO SIZE	NOMBRE NAME	DESCRIPCIÓN DESCRIPTION	TIPOLOGÍA TIPOLOGY	PIEZAS/ CAJA PIECES/BOX	M²/CAJA SQM/BOX	KG/CAJA KG/BOX	PALET · PALLET			EUROPALET · EUROPALET		
							CAJAS BOXES	M² SQM	KG (aprox.) KG(approx.)	CAJAS BOXES	M² SQM	KG (aprox.) KG(approx.)
31x56 cm · 12"x22"	DAKHLA	RECTO	GRES PORCELÁNICO	7	1,21	25	48	58,08	1210	36	43,56	915
44x44 cm · 17"x17"	TIN TILE	RECTO RELIEVE	GRES PORCELÁNICO	6	1,17	25	64	74,88	1610	52	60,84	1315
	FIRENZE / SIENA / PADOVA	LISO	GRES PORCELÁNICO	7	1,37	28,75	64	87,68	1850	52	71,24	1505
28,5x33 cm · 11"x13" HEX.	OSAKA / VENATO / VENUS DARK MARBLE / SOHO	LISO HEXAGONAL		14	1	19	66	66	1264	57	57	1098
33x33 cm · 13"x13"	ZELLIGE / LOIRE	LISO	GRES PORCELÁNICO	9	1	18,7	72	72	1356	62	62	1174
	ECLIPSE	RELIEVE		8	0,89	17,5	72	64,08	1270	62	55,18	1100
30,9x30,9 cm · 12"x12"	CIRCLE	RELIEVE	GRES PORCELÁNICO	9	0,86	16,7	72	61,92	1213	52	44,72	879
26,5x51 cm · 10"x20" HEX.	HEX / RHOMBUS	INTERLOCKING RELIEVE	GRES PORCELÁNICO	7	0,95	19,5	48	45,6	946	36	34,2	717
40x120 cm · 16"x48"	CALACATTA GOLD	LISO	GRES PORCELÁNICO	3	1,44	38	40	57,6	1535	20	28,8	765
44x66 cm · 17"x26"	MODULAR	LISO	GRES PORCELÁNICO	6	0,87	20,5	-	-	-	30	26,1	630
21x63 cm · 8"x25"	MARLSTONE / IGUAZU WALL	RELIEVE	GRES PORCELÁNICO	7	0,926	21,6	48	44,45	1047	-	-	-
	PETRA / IGUAZU / OPAL URBAN / AMAZONIA / VENATO DARK MARBLE	LISO		10	1,32	29,5	48	63,36	1426	-	-	-

**SYMBOLGY**

